






BrilliArt

Diamond painting










Diamond Painting kits
(square sparkles, full coverage)



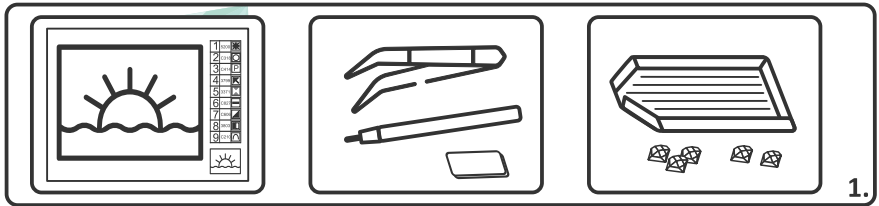
Our advantages:

-  Wide price range which depends on the size and complexity of the handiwork.
-  Manual design study: our designers work on each detail to exclude errors and inaccuracies.
-  High-quality components that are tested in production.
-  Beautiful, convenient and informative package, with a photo of the finished handiwork, which attracts the attention of buyers and can be a used as a gift pack.

The kit includes everything you need for the handiwork:

-  Good quality canvas with an adhesive layer and symbols (scheme) covered with a protective opaque film.
-  A color matching table is available on the canvas (key).
-  Acrylic glue sparkles -2.5 × 2.5 mm-have 9 edges, that results in a better color play and expressiveness of the finished picture. All the colors are numbered and packed in separate bags with a zip-lock.
-  Stylus for gluing sparkles.
-  Tweezers to adjust the position of the sparkles on the canvas.
-  Two containers for storing the sparkles (rectangular and triangular).
-  The components are packed in a white cardboard box (two sizes - 44×15×5 cm and 26×15×5 cm) with a divider inside for easy storage. The package contains detailed instructions for performing the work, a list of the kit's parts, and a barcode.
-  Silicone pad for easy attachment of the sparkles to the stylus.
-  The kit is TO BE fully composed of the sparkles, without any gaps or empty places.

1. Checking the kit's content



Before starting the work, check the kit's content (pic.1).

Make sure that you have all needed colors of the sparkles. To do this, put the bags in accordance with the table on the canvas. Bag number and color number must be the same. Some colors may have more than one bag.

Preparation:

Spread the canvas on a working table or a flat surface and allow it to get straightened. You can use any weight, for example, a book.

! The canvas should never be ironed.

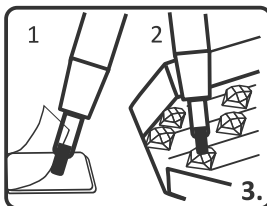
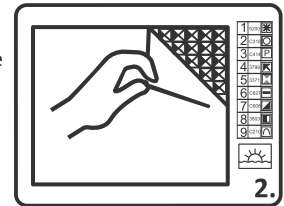
You may also need scissors, a metal ruler, containers for sparkles, a table lamp, a magnifier and other helping tools.

2. Starting the work

Decide where to start the work from. We recommend starting from one of the top corners. Bend and cut a small portion of the protective film of the canvas, approximately 5-7 cm² (pic.2).

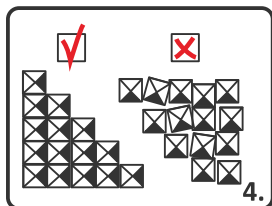
! The adhesive layer extends beyond the edges of the pattern.

Cover these areas with the cut piece of the protective film to prevent them from sticking to your hands or dust.



Select the sign to be laid out. Find sparkles of the needed color, referring to the table. Pour a small amount of sparkles into the tray; shake it to spread the sparkles over the grooves.

Take the stylus and press the metal tip of stylus on the silicone strip. A small piece of silicone will remain in the socket of the stylus tip, to which sparkles will stick. When the sparkles stop sticking to the stylus, repeat this process (pic.3).



Using a stylus or tweezers of your choice, take a sparkle from the tray and glue the flat side with slight pressure into the proper cell.

! Sparkles need to be glued as close to each other as possible, in even rows (pic.4).

If you cannot stick the sparkle evenly, correct it with tweezers or stick it again.

Similarly, lay out the remaining colors in the area open from the

protective film.


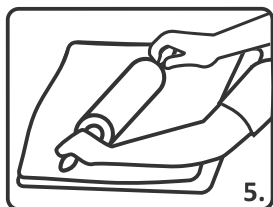
Tip: The rows will be even and neat if you periodically trim them with a metal ruler.

! If you find a sparkle with a defect, do not use it. There are extra sparkles in the kit and are in sufficient quantity.

3. Completing the work

With slight pressure, you can roll the finished work with a wooden rolling pin through a napkin so that all sparkles are fixed into their place and stuck better (pic.5).

We recommend asking a framing workshop to put the finished picture in a frame (pic.6).



Attention!

- ◆ Do not remove the protective film immediately from the entire surface of the adhesive layer to prevent it from drying out. Work on the picture by removing the adhesive layer in small parts.
- ◆ Do not leave adhesive areas exposed. During the breaks, cover them back with a protective film.
- ◆ Protect the adhesive areas from dust, dirt and animal hair.
- ◆ Do not fold the canvas.
- ◆ The canvas should only be rolled with sparkles facing out.



Full inlay diamond painting

Square acrylic sparkles



Charm of Provence

Code **MC-015**, 20 colours

Size 20x20 cm / 8"x8"

Difficulty: ▼ ▼ ▼ ▼ ▼



Poppy morning

Code **MC-016**, 23 colours

Size 20x20 cm / 8"x8"

Difficulty: ▼ ▼ ▼ ▼ ▼



Evening in Holland

Code **MC-023**, 23 colours

Size 20x20 cm / 8"x8"

Difficulty: ▼ ▼ ▼ ▼ ▼



Sunflower sea

Code **MC-050**, 20 colours

Size 20x20 cm / 8"x8"

Difficulty: ▼ ▼ ▼ ▼ ▼



Cornflower field

April 2021

Code **MC-061**, 21 colours

Size 20x20 cm / 8"x8"

Difficulty: ▼ ▼ ▼ ▼ ▼



Camomile field

April 2021

Code **MC-062**, 19 colours

Size 20x20 cm / 8"x8"

Difficulty: ▼ ▼ ▼ ▼ ▼

Full inlay diamond painting

Square acrylic sparkles



Exuberant iris

Code **MC-037**, 25 colours

Size 20x20 cm / 8"x8"

Difficulty: ▼ ▼ ▼ ▼ ▼



Passionate charm

Code **MC-038**, 24 colours

Size 20x20 cm / 8"x8"

Difficulty: ▼ ▼ ▼ ▼ ▼



Christmas melody

Code **MC-024**, 16 colours

Size 20x20 cm / 8"x8"

Difficulty: ▼ ▼ ▼ ▼ ▼



Light of hope

Code **MC-025**, 21 colours

Size 20x20 cm / 8"x8"

Difficulty: ▼ ▼ ▼ ▼ ▼



Bullfinch

Code **MC-002**, 20 colours

Size 20x20 cm / 8"x8"

Difficulty: ▼ ▼ ▼ ▼ ▼



Spring song

Code **MC-059**, 25 colours

Size 20x20 cm / 8"x8"

Difficulty: ▼ ▼ ▼ ▼ ▼

April 2021



Full inlay diamond painting

Square acrylic sparkles



Baby panda

Code **MC-001**, 22 colours

Size 20x20 cm / 8"x8"

Difficulty: ▼ ▼ ▼ ▼ ▼ ▼



Ducky owl

Code **MC-047**, 20 colours

Size 20x20 cm / 8"x8"

Difficulty: ▼ ▼ ▼ ▼ ▼ ▼



Cheerful Halloween

Code **MC-048**, 20 colours

Size 20x20 cm / 8"x8"

Difficulty: ▼ ▼ ▼ ▼ ▼ ▼



Country Sunset

Code **MC-054**, 20 colours

Size 20x20 cm / 8"x8"

Difficulty: ▼ ▼ ▼ ▼ ▼ ▼



Red Autumn

Code **MC-055**, 16 colours

Size 20x20 cm / 8"x8"

Difficulty: ▼ ▼ ▼ ▼ ▼ ▼



Deer in Forest

Code **MC-056**, 17 colours

Size 20x20 cm / 8"x8"

Difficulty: ▼ ▼ ▼ ▼ ▼ ▼

Full inlay diamond painting

Square acrylic sparkles



In the ghost of sakura

Code **MC-042**, 20 colours

Size 20x20 cm / 8"x8"

Difficulty: ▼ ▼ ▼ ▼ ▼



Camomile summer

Code **MC-044**, 21 colours

Size 20x20 cm / 8"x8"

Difficulty: ▼ ▼ ▼ ▼ ▼



Striped fall

Code **MC-045**, 19 colours

Size 20x20 cm / 8"x8"

Difficulty: ▼ ▼ ▼ ▼ ▼



On the mushroom woodside

Code **MC-036**, 31 colours

Size 19x27 cm / 7,5"x10,6"

Difficulty: ▼ ▼ ▼ ▼ ▼



Red Banana Fish

Code **MC-057**, 12 colours

Size 20x20 cm / 8"x8"

Difficulty: ▼ ▼ ▼ ▼ ▼



Golden Little Fish

Code **MC-058**, 13 colours

Size 20x20 cm / 8"x8"

Difficulty: ▼ ▼ ▼ ▼ ▼



Full inlay diamond painting

Square acrylic sparkles



Summer Nature

Code **MC-022**, 21 colours
Size 19x27 cm / 7,5"x10,6"
Difficulty: ▼▼▼▼▼



Fall landscape

Code **MC-010**, 29 colours
Size 19x27 cm / 7,5"x10,6"
Difficulty: ▼▼▼▼▼



Lighthouse

Code **MC-021**, 26 colours
Size 19x27 cm / 7,5"x10,6"
Difficulty: ▼▼▼▼▼



Everest

Code **MC-046**, 16 colours
Size 19x27 cm / 7,5"x10,6"
Difficulty: ▼▼▼▼▼

Full inlay diamond painting

Square acrylic sparkles



Good catch

April 2021

Code **MC-051**, 27 colours
Size 27x38 cm / 10,6"x15"
Difficulty: ▼ ▼ ▼ ▼ ▼



Towards the dream

April 2021

Code **MC-052**, 26 colours
Size 27x38 cm / 10,6"x15"
Difficulty: ▼ ▼ ▼ ▼ ▼



Charming owl

Code **MC-030**, 22 colours
Size 19x27 cm / 7,5"x10,6"
Difficulty: ▼ ▼ ▼ ▼ ▼



Sweet dreams

April 2021

Code **MC-053**, 25 colours
Size 27x38 cm / 10,6"x15"
Difficulty: ▼ ▼ ▼ ▼ ▼



Full inlay diamond painting

Square acrylic sparkles



Viburnum berries

Code **MC-009**, 33 colours

Size 38x38 cm / 15"x15"

Difficulty: ▼▼▼▼▼



Currant berries

Code **MC-017**, 34 colours

Size 38x38 cm / 15"x15"

Difficulty: ▼▼▼▼▼

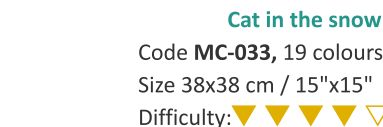


Sea buckthorn berries

Code **MC-026**, 40 colours

Size 38x38 cm / 15"x15"

Difficulty: ▼▼▼▼▼



Cat in the snow

Code **MC-033**, 19 colours

Size 38x38 cm / 15"x15"

Difficulty: ▼▼▼▼▼



Full inlay diamond painting

Square acrylic sparkles



Sunflower mood

Code **MC-014**, 27 colours

Size 38x38 cm / 15"x15"

Difficulty: ▼▼▼▼▼▽



Field flowers

Code **MC-006**, 30 colours

Size 38x38 cm / 15"x15"

Difficulty: ▼▼▼▼▼▽



Owl love

Code **MC-039**, 32 colours

Size 38x38 cm / 15"x15"

Difficulty: ▼▼▼▼▼▽



Pomegranate

Code **MC-049**, 22 colours

Size 19x27 cm / 7,5"x10,6"

Difficulty: ▼▼▼▽▽▽



Full inlay diamond painting

Square acrylic sparkles



Poppy splendor

Code **MC-029**, 21 colours

Size 38x48 cm / 15"x19"

Difficulty: ▼▼▼▼▼▼▼▼



Wonderful narcissus

Code **MC-035**, 23 colours

Size 38x48 cm / 15"x19"

Difficulty: ▼▼▼▼▼▼▼▼



Iris bunch

Code **MC-040**, 24 colours

Size 38x48 cm / 15"x19"

Difficulty: ▼▼▼▼▼▼▼▼



Easter gifts

Code **MC-041**, 36 colours

Size 38x48 cm / 15"x19"

Difficulty: ▼▼▼▼▼▼▼▼

Full inlay diamond painting

Square acrylic sparkles



Light of the summer

Code **MC-034**, 35 colours

Size 38x48 cm / 15"x19"

Difficulty: ▼▼▼▼▼▼▼▼



Spark of the spring

Code **MC-028**, 36 colours

Size 38x48 cm / 15"x19"

Difficulty: ▼▼▼▼▼▼▼▼



Flame of the fall

Code **MC-011**, 36 colours

Size 38x48 cm / 15"x19"

Difficulty: ▼▼▼▼▼▼▼▼



Winter warmth

Code **MC-019**, 32 colours

Size 38x48 cm / 15"x19"

Difficulty: ▼▼▼▼▼▼▼▼



Full inlay diamond painting

Square acrylic sparkles



In a snowy forest

Code **MC-027**, 30 colours

Size 38x48 cm / 15"x19"

Difficulty: ▼▼▼▼▼



Winter time

Code **MC-018**, 29 colours

Size 38x48 cm / 15"x19"

Difficulty: ▼▼▼▼▼



Christmas market

Code **MC-007**, 32 colours

Size 48x38 cm / 19"x15"

Difficulty: ▼▼▼▼▼



Tigers

Code **MC-020**, 24 colours

Size 38x48 cm / 15"x19"

Difficulty: ▼▼▼▼▼

Full inlay diamond painting

Square acrylic sparkles



Forested river

Code **MC-003**, 27 colours

Size 48x38 cm / 19"x15"

Difficulty: ▼ ▼ ▼ ▼ ▼ ▼

Winter sunset

Code **MC-004**, 26 colours

Size 48x38 cm / 19"x15"

Difficulty: ▼ ▼ ▼ ▼ ▼ ▼



Cloudy autumn *April 2021*

Code **MC-060**, 31 colours

Size 48x38 cm / 19"x15"

Difficulty: ▼ ▼ ▼ ▼ ▼ ▼





Contact us



RTO Baltic Ltd.
Punane str. 50, Tallinn,
13619, Estonia



rto@rto.ee
info@collectiondart.eu



+372 621 2828
+372 584 40567



fb.com/rtoworldwide
fb.com/CollectiondArt.Official